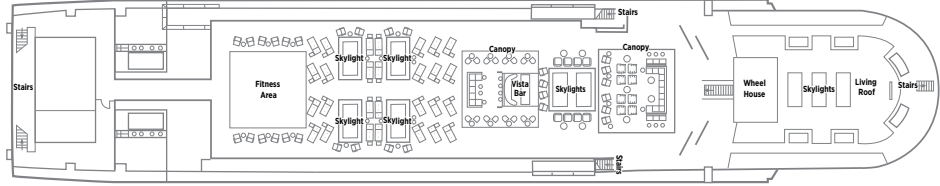


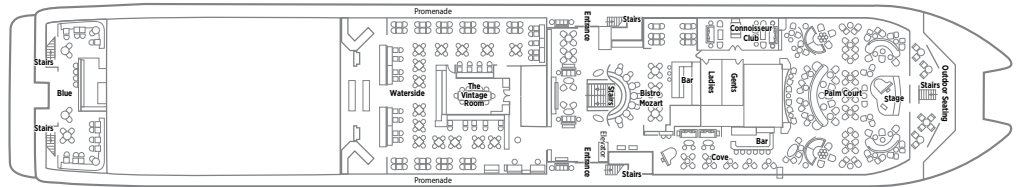
VISTA DECK 4

- Canopied Seating Areas
- Living Roof
- Outdoor Fitness Area
- Vista Bar
- Wheel House



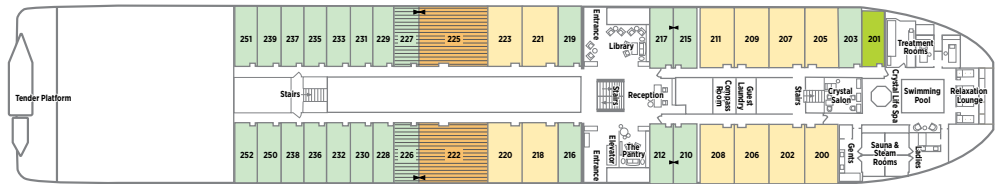
CRYSTAL DECK 3

- Wrap-around Promenade
- Bistro Mozart
- Blue Bar & Grill
- Connoisseur Club
- Palm Court
- The Cove Piano Bar
- The Vintage Room
- Waterside Restaurant



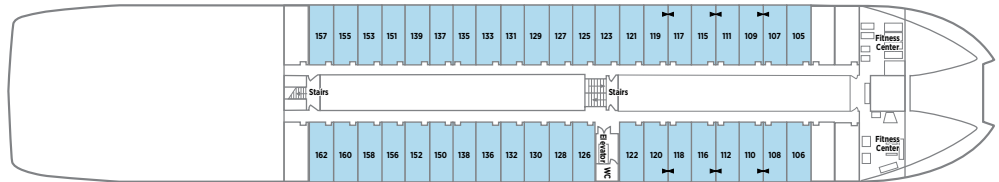
SEAHORSE DECK 2

- Compass Room
- Crystal Life Spa
- Crystal Salon
- Library Reception
- Sauna & Steam Rooms
- Swimming Pool
- Treatment Rooms
- The Pantry



HARMONY DECK 1

- Fitness Center



SUITE CATEGORIES

- ||| CS | CRYSTAL SUITE | 883 SQ. FT. (82 SQ. M.).....SEAHORSE DECK 2
- CP | CRYSTAL PENTHOUSE | 664 SQ. FT. (61.6 SQ. M.)SEAHORSE DECK 2
- PH | PENTHOUSE | 330 SQ. FT. (30.6 SQ. M.)SEAHORSE DECK 2
- S1 | DELUXE SUITE W/ FRENCH BALCONY | 219 SQ. FT. (20.3 SQ. M.)SEAHORSE DECK 2
- S2 | DELUXE SUITE W/ FRENCH BALCONY | 206 SQ. FT. (19 SQ. M.).....SEAHORSE DECK 2
- W1 | DELUXE SUITE W/ FIXED WINDOW | 219 SQ. FT. (20.3 SQ. M.)HARMONY DECK 1

SPECIFICATIONS

GUEST CAPACITY 154 STAFF TO GUEST RATIO... 1 TO 1.7 LENGTH..... 395 FT. (120.4 M.) WIDTH 75 FT. (22.9 M.)

*Please note, dimensions featured above do not include verandahs.

